



**E297**



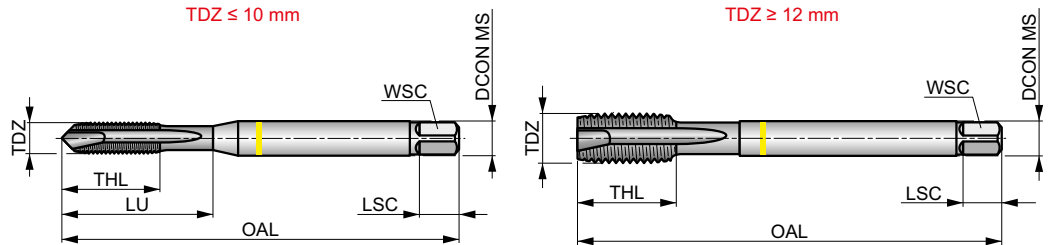
**Yellow SHARK Spiral Point Metric Machine Tap, DIN Standard**

High performance through hole tap for low carbon and alloyed steel and non-ferrous materials. Unique HSS-E-PM substrate with additional edge treatment provides consistency and process security. Hard chrome coated to increase the surface hardness and reduce built-up edge for increased performance and tool life.

**SHARK**



	DIN 371/376	6H
	2.5xD	HSS-E-PM
	B 3.5-5	



Workpiece material group suitability and starting values for cutting speed (m/min).

<b>P1.1</b> ■ 24	<b>P1.2</b> ■ 27	<b>P1.3</b> ■ 28	<b>P2.1</b> ■ 20	<b>P2.2</b> ■ 18	<b>P2.3</b> ■ 16	<b>P3.1</b> ■ 15	<b>P3.2</b> ■ 12	<b>P4.1</b> ■ 9	<b>N3.1</b> ■ 51	<b>N3.2</b> ■ 30	<b>N3.3</b> ■ 15
---------------------	---------------------	---------------------	---------------------	---------------------	---------------------	---------------------	---------------------	--------------------	---------------------	---------------------	---------------------

Products from this series are also available in set with drills. Please see L114.

Product	TDZ	TP	OAL	THL	DCON MS	WSC	LSC	NOF	PHD	LU
			[mm]	[mm]						
E297M3	3	0.50	56.0	9	3.50	2.70	6	3	2.50	18.00
E297M4	4	0.70	63.0	12	4.50	3.40	6	3	3.30	21.00
E297M5	5	0.80	70.0	13	6.00	4.90	8	3	4.20	25.00
E297M6	6	1.00	80.0	15	6.00	4.90	8	3	5.00	30.00
E297M8	8	1.25	90.0	18	8.00	6.20	9	3	6.80	35.00
E297M10	10	1.50	100.0	20	10.00	8.00	11	3	8.50	39.00
E297M12	12	1.75	110.0	23	9.00	7.00	10	3	10.30	—
E297M14	14	2.00	110.0	25	11.00	9.00	12	3	12.00	—
E297M16	16	2.00	110.0	25	12.00	9.00	12	3	14.00	—
E297M18	18	2.50	125.0	30	14.00	11.00	14	3	15.50	—
E297M20	20	2.50	140.0	30	16.00	12.00	15	3	17.50	—
E297M22	22	2.50	140.0	34	18.00	14.50	17	4	19.50	—
E297M24	24	3.00	160.0	38	18.00	14.50	17	4	21.00	—
E297M27	27	3.00	160.0	38	20.00	16.00	19	4	24.00	—
E297M30	30	3.50	180.0	45	22.00	18.00	21	4	26.50	—



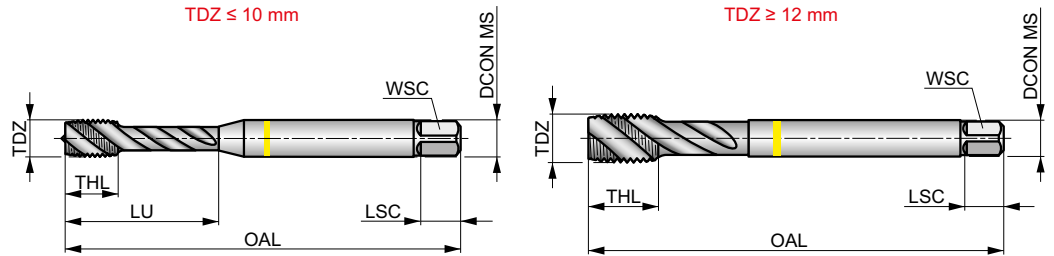
**E298**



**Yellow SHARK 40° Spiral Flute Metric Machine Tap, DIN Standard**

High performance blind hole tap for low carbon and alloyed steel and non-ferrous materials. Unique HSS-E-PM substrate with additional edge treatment to provide consistency and process security. Hard chrome coated to increase the surface hardness, reducing built-up edge and extend tool life.

**SHARK**



<b>M</b>	DIN 371/376	<b>6H</b>
	<b>2xD</b>	<b>HSS-E PM</b>
<b>C</b> 2-3		<b>λ</b> 40°
<b>R</b>		

Workpiece material group suitability and starting values for cutting speed (m/min).

<b>P1.1</b> ■ 23	<b>P1.2</b> ■ 25	<b>P1.3</b> ■ 26	<b>P2.1</b> ■ 19	<b>P2.2</b> ■ 17	<b>P2.3</b> ■ 15	<b>P3.1</b> ■ 14	<b>P3.2</b> ■ 11	<b>P4.1</b> ■ 8	<b>N3.1</b> ■ 48	<b>N3.2</b> ■ 28	<b>N3.3</b> ■ 14
---------------------	---------------------	---------------------	---------------------	---------------------	---------------------	---------------------	---------------------	--------------------	---------------------	---------------------	---------------------

Products from this series are also available in set with drills. Please see L114.

Product	TDZ	TP	OAL	THL	DCON MS	WSC	LSC	NOF	PHD	LU
E298M3	3	0.50	56.0	6	3.50	2.70	6	3	2.50	18.00
E298M4	4	0.70	63.0	7	4.50	3.40	6	3	3.30	21.00
E298M5	5	0.80	70.0	8	6.00	4.90	8	3	4.20	25.00
E298M6	6	1.00	80.0	10	6.00	4.90	8	3	5.00	30.00
E298M8	8	1.25	90.0	12	8.00	6.20	9	3	6.80	35.00
E298M10	10	1.50	100.0	15	10.00	8.00	11	3	8.50	39.00
E298M12	12	1.75	110.0	16	9.00	7.00	10	3	10.30	—
E298M14	14	2.00	110.0	20	11.00	9.00	12	3	12.00	—
E298M16	16	2.00	110.0	20	12.00	9.00	12	4	14.00	—
E298M18	18	2.50	125.0	25	14.00	11.00	14	4	15.50	—
E298M20	20	2.50	140.0	25	16.00	12.00	15	4	17.50	—
E298M22	22	2.50	140.0	25	18.00	14.50	17	4	19.50	—
E298M24	24	3.00	160.0	30	18.00	14.50	17	4	21.00	—
E298M27	27	3.00	160.0	30	20.00	16.00	19	4	24.00	—
E298M30	30	3.50	160.0	36	22.00	18.00	21	4	26.50	—



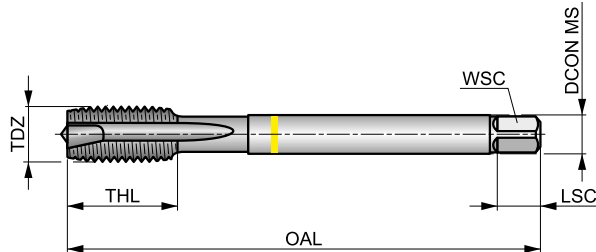

# E299



## Yellow SHARK Spiral Point Metric-Fine Machine Tap, DIN Standard

High performance through hole tap for low carbon and alloyed steel and non-ferrous materials. Unique HSS-E-PM substrate with additional edge treatment, provide consistency and process security. Hard chrome coated to increase the surface hardness and reduce built-up edge, increasing performance and tool life.

### SHARK



MF	DIN 374	6H
2.5xD	HSS-E PM	
B 3.5-5	R	
Cr		

Workpiece material group suitability and starting values for cutting speed (m/min).

P1.1	P1.2	P1.3	P2.1	P2.2	P2.3	P3.1	P3.2	P4.1	N3.1	N3.2	N3.3
■ 24	■ 27	■ 28	■ 20	■ 18	■ 16	■ 15	■ 12	■ 9	■ 51	■ 30	■ 15

Product	TDZ	TP	OAL	THL	DCON MS	WSC	LSC	NOF	PHD
		[mm]	[mm]	[mm]	[mm]	[mm]	[mm]		[mm]
E299M4X.5	4	0.50	63.0	12	2.80	2.10	5	3	3.50
E299M5X.5	5	0.50	70.0	13	3.50	2.70	6	3	4.50
E299M6X.75	6	0.75	80.0	15	4.50	3.40	6	3	5.30
E299M8X.75	8	0.75	80.0	15	6.00	4.90	8	3	7.30
E299M8X1.0	8	1.00	90.0	18	6.00	4.90	8	3	7.00
E299M10X.75	10	0.75	90.0	20	7.00	5.50	8	3	9.30
E299M10X1.0	10	1.00	90.0	20	7.00	5.50	8	3	9.00
E299M10X1.25	10	1.25	100.0	20	7.00	5.50	8	3	8.80
E299M12X1.0	12	1.00	100.0	21	9.00	7.00	10	4	11.00
E299M12X1.25	12	1.25	100.0	21	9.00	7.00	10	4	10.80
E299M12X1.5	12	1.50	110.0	21	9.00	7.00	10	4	10.50
E299M14X1.0	14	1.00	100.0	21	11.00	9.00	12	4	13.00
E299M14X1.25	14	1.25	100.0	21	11.00	9.00	12	4	12.80
E299M14X1.5	14	1.50	100.0	21	11.00	9.00	12	4	12.50
E299M16X1.0	16	1.00	100.0	21	12.00	9.00	12	4	15.00
E299M16X1.5	16	1.50	100.0	21	12.00	9.00	12	4	14.50
E299M18X1.0	18	1.00	110.0	24	14.00	11.00	14	4	17.00
E299M18X1.5	18	1.50	110.0	24	14.00	11.00	14	4	16.50
E299M20X1.5	20	1.50	125.0	24	16.00	12.00	15	4	18.50
E299M22X1.5	22	1.50	125.0	25	18.00	14.50	17	4	20.50
E299M24X1.5	24	1.50	140.0	28	18.00	14.50	17	4	22.50
E299M24X2.0	24	2.00	140.0	28	18.00	14.50	17	4	22.00
E299M27X2.0	27	2.00	140.0	28	20.00	16.00	19	4	25.00
E299M30X2.0	30	2.00	150.0	28	22.00	18.00	21	4	28.00




**E300**

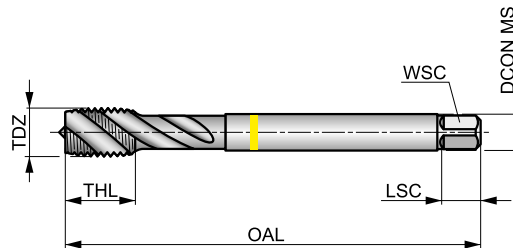
**DORMER**

**Yellow SHARK 40° Spiral Flute Metric-Fine Machine Tap, DIN Standard**

High performance blind hole tap for low carbon and alloyed steel and non-ferrous materials. Unique HSS-E-PM substrate with additional edge treatment, provide consistency and process security. Hard chrome coated to increase the surface hardness, reduces built-up edge, resulting in increased performance and tool life.



**SHARK**



MF	DIN 374	6H
2xD	HSS-E PM	
C 2-3	λ 40°	
R	Cr	

Workpiece material group suitability and starting values for cutting speed (m/min).

<b>P1.1</b>	<b>P1.2</b>	<b>P1.3</b>	<b>P2.1</b>	<b>P2.2</b>	<b>P2.3</b>	<b>P3.1</b>	<b>P3.2</b>	<b>P4.1</b>	<b>N3.1</b>	<b>N3.2</b>	<b>N3.3</b>
■ 23	■ 25	■ 26	■ 19	■ 17	■ 15	■ 14	■ 11	■ 8	■ 48	■ 28	■ 14

Product	TDZ	TP	OAL	THL	DCON MS	WSC	LSC	NOF	PHD
		[mm]	[mm]	[mm]	[mm]	[mm]	[mm]		[mm]
E300M4X.5	4	0.50	63.0	6.5	2.80	2.10	5	3	3.50
E300M5X.5	5	0.50	70.0	7.5	3.50	2.70	6	3	4.50
E300M6X.75	6	0.75	80.0	10	4.50	3.40	6	3	5.30
E300M8X.75	8	0.75	80.0	13	6.00	4.90	8	3	7.30
E300M8X1.0	8	1.00	90.0	13	6.00	4.90	8	3	7.00
E300M10X.75	10	0.75	90.0	13	7.00	5.50	8	3	9.30
E300M10X1.0	10	1.00	90.0	12	7.00	5.50	8	3	9.00
E300M10X1.25	10	1.25	100.0	15	7.00	5.50	8	3	8.80
E300M12X1.0	12	1.00	100.0	15	9.00	7.00	10	4	11.00
E300M12X1.25	12	1.25	100.0	13	9.00	7.00	10	4	10.80
E300M12X1.5	12	1.50	100.0	13	9.00	7.00	10	4	10.50
E300M14X1.0	14	1.00	100.0	15	11.00	9.00	12	4	13.00
E300M14X1.25	14	1.25	100.0	15	11.00	9.00	12	4	12.80
E300M14X1.5	14	1.50	100.0	15	11.00	9.00	12	4	12.50
E300M16X1.0	16	1.00	100.0	15	12.00	9.00	12	5	15.00
E300M16X1.5	16	1.50	100.0	15	12.00	9.00	12	5	14.50
E300M18X1.0	18	1.00	110.0	17	14.00	11.00	14	5	17.00
E300M18X1.5	18	1.50	110.0	17	14.00	11.00	14	5	16.50
E300M20X1.5	20	1.50	125.0	17	16.00	12.00	15	5	18.50
E300M22X1.5	22	1.50	125.0	17	18.00	14.50	17	5	20.50
E300M24X1.5	24	1.50	140.0	20	18.00	14.50	17	5	22.50
E300M24X2.0	24	2.00	140.0	20	18.00	14.50	17	5	22.00
E300M27X2.0	27	2.00	140.0	20	20.00	16.00	19	5	25.00
E300M30X2.0	30	2.00	150.0	20	22.00	18.00	21	5	28.00